

Reader's Notebook Bingo Cards


Dear students, there are so many more interesting ways to respond to your reading than through simply summarizing the plot (a.k.a “what happened?”) from your reading this week.

Polaroid Page of Important Images

Four Polaroids with Explanations or Narration

Polaroid cameras revolutionized photography by having self-developing film. A minute after taking a picture, you had a print of an image or a memory in your hands. A white space was always underneath the developed picture so you could write a detail or two to remember why you took the picture.

For this summary assignment, you will create four Polaroids your main character might have taken during the last few chapters; then, then you will write a two-sentence explanation of the image in a character's voice, explaining the reason for taking the picture in the first place.



Click this arrow to see a **model** based on a novel one of my teacher-friends enjoyed recently.

Your “Polaroid pictures” can be hand-drawn or printed from the Internet. No photos from movies, if one exists for your book. If you're reading historical fiction or non-fiction, just live with the anachronism.

Reader's Notebook Bingo Cards


Dear students, there are so many more interesting ways to respond to your reading than through simply summarizing the plot (a.k.a “what happened?”) from your reading this week.

Polaroid Page of Important Images

Four-Polaroid Reading Summary Handout:




Here's a picture I took of my elephant friend, Stella, when she was standing by the circus tent just off Exit B. This is where we live our lonely lives, waiting for tourists.



Teacher Sample based upon [The One and Only Ivan](#) by Katherine Applegate:

four-polaroid summary of latest plot events

We do have a complete model of this artistic summary assignment, which has you pretend the main character or narrator carried a Polaroid camera with them during the latest series of chapters from your novel.



Here is a link to an [on-line worksheet](#) with four blank Polaroid frames that students can use; our teacher model is included as the second page of the document, which is safe to download.

Please notice how our Polaroid photos come with two sentences of explanation of who/what is in each photo.

[Back to Menu](#)

[Are you interested in my book? Were my written details specific enough?](#)

[Rubric](#)